

CONFIDENTIAL

GENETIC SCAN RESULTS

deCODEme COMPLETESCAN + UPDATES FOR DCMEURBV5



deCODE genetics Diagnostic Laboratory
Testing site: Sturlugata 8, 101 Reykjavik, Iceland

www.decodeme.com

deCODEme results

DCMEURBV5

Printed version of deCODEme results.
 Downloaded from deCODEme.com
 on Jan 12 2011, 03:28 PM GMT

If you need help understanding these results you can contact our experts at consultant@decodeme.com or call us at 1-877-222-6510. Based on the nature of your question we may refer you for professional medical or genetic counselling. In the US we offer to those who need it the services of Informed Medical Decisions Inc., a nationwide-network of licensed genetic experts.

Results currently based on:



The results in this report are based on calculated risk associated with males of European ancestry.

European ancestry

Male

Your relative genetic risk shows where you lie on this simple thermometer like scale. See if you lie below or above average(1.0) by looking at the arrow and the number.



Your lifetime risk is a way for you to compare your results to the population. The colored bar of the lifetime risk diagram shows your results and the lower bar shows the population average for your ethnicity and gender.



Many traits and characteristics are affected by genetic information. See what your DNA has to say about you and see if your genetic profile is an accurate reflection of yourself.

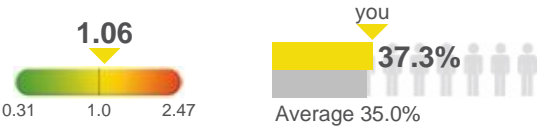


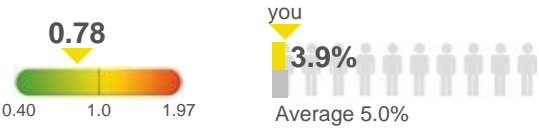
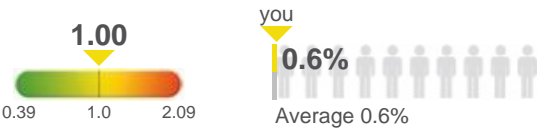
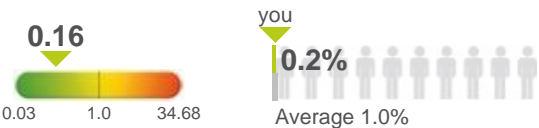
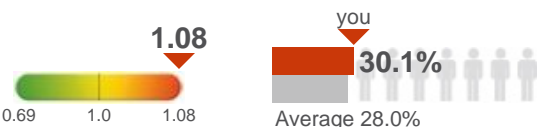
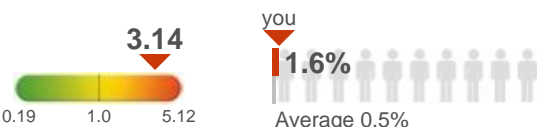

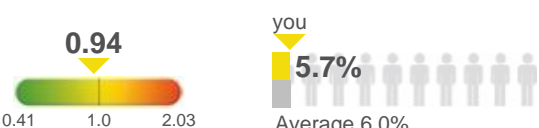
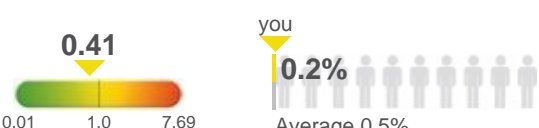


Condition	Your results	Description
ABO Blood Types	<p>you > Blood group A (genotype AO)</p>	A, B, O and AB are the four major blood types. Your blood type depends on which kind of glycoprotein, or antigens, are found on...
Abdominal Aortic Aneurysm		When a weak area of the abdominal aorta expands or bulges, it is called an Abdominal Aortic Aneurysm (AAA).
Age Related Macular Degeneration		Age-related macular degeneration is a disease of the eye and a leading cause of vision impairment for people over 60 years of a...
Alcohol Flush Reaction	<p>you > No alcohol flush reaction</p>	Some people experience an unpleasant reaction to drinking even a slight amount of alcohol. Their face turns red, and sometimes ...
Alzheimer's Disease		Alzheimers Disease (AD) is the most common form of dementia (brain disorder), accounting for about two-thirds of all dementia ...
Asthma		Asthma is characterized by inflammation of the airways that results in a narrowing of the air passages (called bronchi) in the ...
Atrial Fibrillation		Atrial fibrillation (AF) is the most common sustained heart rhythm abnormality in man.

Note that these calculations may NOT include all risk factors. These are the results of calculations comparing your genetic sequence to sequences of participants in studies published in the world literature on genetic risk for these diseases. If you are interested in how deCODEme calculates risks, go to deCODEme.com for more information. This test was developed and its performance characteristics determined by the deCODE genetics Diagnostic laboratory. It has not been cleared or approved by the U.S. Food and Drug Administration (FDA).

RESULT SUMMARY

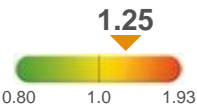

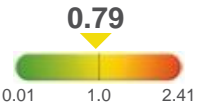


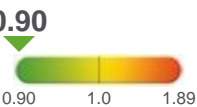

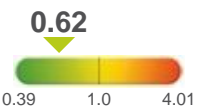

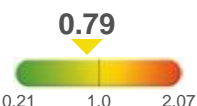
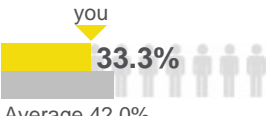

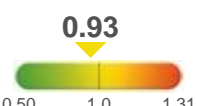
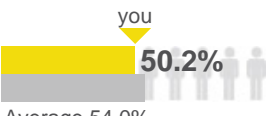
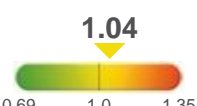


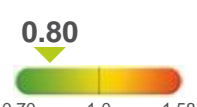

DCMEURBV5

<p>Basal Cell Carcinoma</p>	 <p>1.06</p> <p>0.31 1.0 2.47</p> <p>you</p> <p>37.3%</p> <p>Average 35.0%</p>	<p>Basal cell carcinoma is the most commonly occurring cancer in humans.</p>
<p>Bitter Taste Perception</p>	 <p>you ></p> <p>Likely taster of certain bitter flavors</p>	<p>Taste is one of the senses through which humans perceive their environment. Most families have at least one fussy eater, so we ...</p>
<p>Bladder Cancer</p>	 <p>0.78</p> <p>0.49 1.0 1.72</p> <p>you</p> <p>3.2%</p> <p>Average 4.1%</p>	<p>Urinary bladder cancer is the 6th most common type of cancer in the United States.</p>
<p>Brain Aneurysm</p>	 <p>0.78</p> <p>0.40 1.0 1.97</p> <p>you</p> <p>3.9%</p> <p>Average 5.0%</p>	<p>When a weak area of an artery supplying the brain with blood expands or bulges, it is called an intracranial aneurysm (also kno...</p>
<p>Brain Cancer-Glioma</p>	 <p>1.00</p> <p>0.39 1.0 2.09</p> <p>you</p> <p>0.6%</p> <p>Average 0.6%</p>	<p>Gliomas are the most common types of malignant brain tumors. Although no consistent environmental risk factors have been found,...</p>
<p>Celiac Disease</p>	 <p>0.16</p> <p>0.03 1.0 34.68</p> <p>you</p> <p>0.2%</p> <p>Average 1.0%</p>	<p>Celiac disease (CD) (also known as coeliac disease, celiac sprue, nontropical sprue, and gluten-sensitive enteropathy) is cause...</p>
<p>Chronic Kidney Disease</p>	 <p>1.08</p> <p>0.69 1.0 1.08</p> <p>you</p> <p>30.1%</p> <p>Average 28.0%</p>	<p>The kidneys remove waste products and excess water from the blood. Chronic Kidney Disease involves the gradual loss of kidney f...</p>
<p>Chronic Lymphocytic Leukemia</p>	 <p>3.14</p> <p>0.19 1.0 5.12</p> <p>you</p> <p>1.6%</p> <p>Average 0.5%</p>	<p>CLL is a cancer of the blood and bone marrow, characterized by the production of abnormal lymphocyte cells.</p>
<p>Chronic Obstructive Pulmonary Disease</p>	 <p>1.00</p> <p>0.46 1.0 2.02</p> <p>you</p> <p>24.0%</p> <p>Average 24.0%</p>	<p>COPD refers to a group of lung diseases that cause breathing difficulties through inflammation and excess mucus in the airways ...</p>
<p>Colorectal Cancer</p>	 <p>0.94</p> <p>0.41 1.0 2.03</p> <p>you</p> <p>5.7%</p> <p>Average 6.0%</p>	<p>Colon cancer (also called bowel cancer) is cancer of the large intestine, or colon. Cancer of the last 6 inches of the colon is...</p>
<p>Crohn's Disease</p>	 <p>0.41</p> <p>0.01 1.0 7.69</p> <p>you</p> <p>0.2%</p> <p>Average 0.5%</p>	<p>Crohns disease (CD) is a chronic inflammatory disease in which the bodys immune system overreacts, causing inflammation of th...</p>

Note that these calculations may NOT include all risk factors. These are the results of calculations comparing your genetic sequence to sequences of participants in studies published in the world literature on genetic risk for these diseases. If you are interested in how deCODEme calculates risks, go to deCODEme.com for more information. This test was developed and its performance characteristics determined by the deCODE genetics Diagnostic laboratory. It has not been cleared or approved by the U.S. Food and Drug Administration (FDA).

RESULT SUMMARY


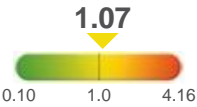


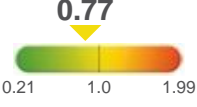
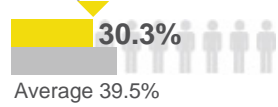
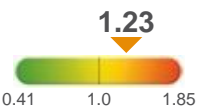

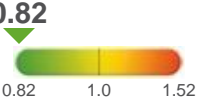
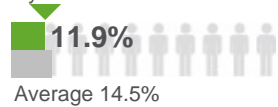
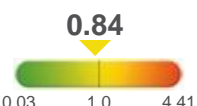

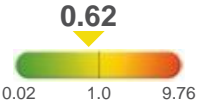

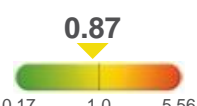
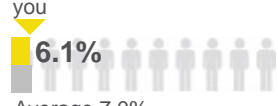



DCMEURBV5

<p>Essential Tremor</p>	 <p>1.25</p> <p>0.80 1.0 1.93</p>	 <p>you</p> <p>16.2%</p> <p>Average 13.0%</p>	<p>Essential tremor is the most common neurological disorder a progressive disease most often characterized by tremor of the arm...</p>
<p>Exfoliation Glaucoma</p>	 <p>0.79</p> <p>0.01 1.0 2.41</p>	 <p>you</p> <p>3.2%</p> <p>Average 4.0%</p>	<p>Glaucoma is the general name for a group of diseases that affect the eye and can damage the eyes optic nerve resulting in visi...</p>
<p>Eye Color</p>	 <p>you ></p> <p>Most likely brown eyes (probabilities - 60% brown, 22% green and 18% blue)</p>		<p>Human eye-color exists on a continuum from the lightest shades of blue to the darkest shades of brown or black. The color range...</p>
<p>Gallstones</p>	 <p>0.90</p> <p>0.90 1.0 1.89</p>	 <p>you</p> <p>6.3%</p> <p>Average 7.0%</p>	<p>Gallstones form when crystallized deposits from bile accumulate in the gallbladder. They are quite common and often undetected,...</p>
<p>Gout</p>	 <p>0.62</p> <p>0.39 1.0 4.01</p>	 <p>you</p> <p>0.6%</p> <p>Average 1.0%</p>	<p>Gout is a form of arthritis caused by a build up of uric acid in the blood (hyperuricemia) and joints. This condition is also k...</p>
<p>Heart Attack</p>	 <p>0.79</p> <p>0.21 1.0 2.07</p>	 <p>you</p> <p>33.3%</p> <p>Average 42.0%</p>	<p>Coronary heart disease involves blockages in one or more of the coronary arteries that supply blood to the heart. Heart attack ...</p>
<p>Hemochromatosis</p>	 <p>you ></p> <p>Normal iron metabolism</p>		<p>Hereditary hemochromatosis is the genetic form of hemochromatosis, a disease characterized by a progressive iron overload.</p>
<p>Hypertension</p>	 <p>0.93</p> <p>0.50 1.0 1.31</p>	 <p>you</p> <p>50.2%</p> <p>Average 54.0%</p>	<p>In hypertension, the heart has to work harder to pump blood against the higher than normal blood pressure in the arteries. This...</p>
<p>Kidney Stones</p>	 <p>1.04</p> <p>0.69 1.0 1.35</p>	 <p>you</p> <p>12.5%</p> <p>Average 12.0%</p>	<p>Kidney stones are small, solid masses that form when salts or minerals from the urine precipitate and grow as crystals inside t...</p>
<p>Lactose Intolerance</p>	 <p>you ></p> <p>Unlikely to be lactose intolerant - can probably digest milk as an adult</p>		<p>If you like milk and other dairy products, then consider yourself lucky if you have the mutation in the LCT (Lactase) gene that...</p>
<p>Lung Cancer</p>	 <p>0.80</p> <p>0.70 1.0 1.58</p>	 <p>you</p> <p>13.8%</p> <p>Average 17.2%</p>	<p>Lung cancer is the most common form of cancer and causes more deaths worldwide than any other cancer.</p>

Note that these calculations may NOT include all risk factors. These are the results of calculations comparing your genetic sequence to sequences of participants in studies published in the world literature on genetic risk for these diseases. If you are interested in how deCODEme calculates risks, go to deCODEme.com for more information. This test was developed and its performance characteristics determined by the deCODE genetics Diagnostic laboratory. It has not been cleared or approved by the U.S. Food and Drug Administration (FDA).

RESULT SUMMARY

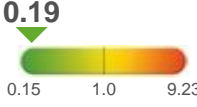
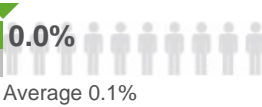
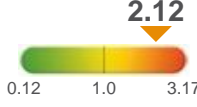


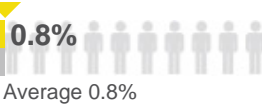
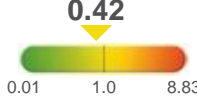
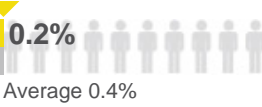
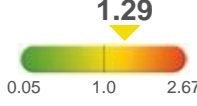
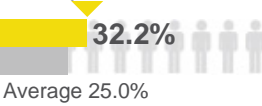
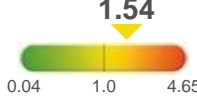

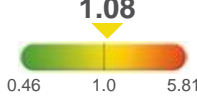
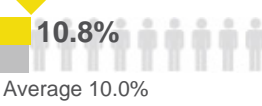

DCMEURBV5

<p>Male Pattern Baldness</p>	 <p>you > You have a 20% chance of developing male pattern baldness by age 40</p>	<p>Male pattern baldness (androgenic alopecia) is the most common form of hair loss in men. Men affected by this condition lose th...</p>
<p>Multiple Sclerosis</p>	 <p>1.07</p>  <p>you 0.2% Average 0.2%</p>	<p>Multiple sclerosis (MS) has the characteristics of an autoimmune disease and affects the central nervous system (the brain and ...</p>
<p>Nicotine Dependence</p>	 <p>you > Less likely to become nicotine dependent (15% less chance) and more likely to remain a light smoker</p>	<p>Smoking is the leading cause of preventable death, causing approximately five million premature deaths world-wide each year.</p>
<p>Obesity</p>	 <p>0.77</p>  <p>you 30.3% Average 39.5%</p>	<p>Obesity, defined by the World Health Organization as a body mass index greater than 30 kg/m², is an ever increasing problem in ...</p>
<p>Pancreatic Cancer</p>	 <p>1.23</p>  <p>you 1.7% Average 1.4%</p>	<p>Pancreatic cancer is one of the rarest cancers and also one of the deadliest. Genetic variants have been identified that are as...</p>
<p>Peripheral Arterial Disease</p>	 <p>0.82</p>  <p>you 11.9% Average 14.5%</p>	<p>Peripheral arterial disease describes diseased arteries outside the heart.</p>
<p>Prostate Cancer</p>	 <p>0.84</p>  <p>you 13.5% Average 16.0%</p>	<p>Prostate cancer is the most common non-skin cancer among men</p>
<p>Psoriasis</p>	 <p>0.62</p>  <p>you 1.2% Average 2.0%</p>	<p>Psoriasis is a chronic inflammatory disorder of the skin, the bodys largest organ and the first line of protection from the en...</p>
<p>Restless Legs Syndrome</p>	 <p>0.87</p>  <p>you 6.1% Average 7.0%</p>	<p>Restless legs syndrome (RLS) is a common neurological disorder. It is characterized by unpleasant sensations in the legs and an...</p>
<p>Rheumatoid Arthritis</p>	 <p>0.17</p>  <p>you 0.2% Average 1.0%</p>	<p>Rheumatoid arthritis (RA) is a chronic inflammatory autoimmune disease of the joints. It is a progressive disease that can lead...</p>
<p>Statin Induced Myopathy</p>	 <p>you > Very low (0.3%) chance of myopathy in the first year of taking a high dose of statins</p>	<p>While generally a safe and effective means of lowering LDL cholesterol levels, the side-effects of statins may include a muscle...</p>

Note that these calculations may NOT include all risk factors. These are the results of calculations comparing your genetic sequence to sequences of participants in studies published in the world literature on genetic risk for these diseases. If you are interested in how deCODEme calculates risks, go to deCODEme.com for more information. This test was developed and its performance characteristics determined by the deCODE genetics Diagnostic laboratory. It has not been cleared or approved by the U.S. Food and Drug Administration (FDA).

RESULT SUMMARY

DCMEURBV5

<p>Systemic Lupus Erythematosus</p>	 <p>0.19</p> <p>0.15 1.0 9.23</p>	<p>you</p>  <p>0.0%</p> <p>Average 0.1%</p>	<p>Lupus is an inflammatory disease that occurs when the body's immune system attacks its own tissues and organs. Systemic Lupus E...</p>
<p>Testicular Cancer</p>	 <p>2.12</p> <p>0.12 1.0 3.17</p>	<p>you</p>  <p>1.1%</p> <p>Average 0.5%</p>	<p>Testicular cancer is most often detected in young men and is the most common form of cancer in men between the ages of 15 and 34</p>
<p>Thyroid Cancer</p>	 <p>1.03</p> <p>0.43 1.0 2.48</p>	<p>you</p>  <p>0.8%</p> <p>Average 0.8%</p>	<p>Thyroid cancer is the most common cancer of the hormone-producing endocrine system</p>
<p>Type 1 Diabetes</p>	 <p>0.42</p> <p>0.01 1.0 8.83</p>	<p>you</p>  <p>0.2%</p> <p>Average 0.4%</p>	<p>Type 1 diabetes (T1D) (also called insulin-dependent diabetes or juvenile-onset diabetes) accounts for 5 to 10% of all diagnose...</p>
<p>Type 2 Diabetes</p>	 <p>1.29</p> <p>0.05 1.0 2.67</p>	<p>you</p>  <p>32.2%</p> <p>Average 25.0%</p>	<p>Type 2 diabetes (T2D) (also called non-insulin dependent diabetes mellitus or adult-onset diabetes) is the most common form of ...</p>
<p>Ulcerative Colitis</p>	 <p>1.54</p> <p>0.04 1.0 4.65</p>	<p>you</p>  <p>0.8%</p> <p>Average 0.5%</p>	<p>Ulcerative colitis is a chronic disease characterized by inflammation and bleeding ulcers in the inner lining of the rectum and...</p>
<p>Venous Thromboembolism</p>	 <p>1.08</p> <p>0.46 1.0 5.81</p>	<p>you</p>  <p>10.8%</p> <p>Average 10.0%</p>	<p>The term venous thromboembolism (VTE) is used to collectively describe deep vein thrombosis and pulmonary embolism.</p>
<p>Warfarin Metabolism</p>	 <p>you > Likely to require an average dose.</p>		<p>Warfarin is a type of medication commonly known as a blood thinner (anticoagulant).</p>

Note that these calculations may NOT include all risk factors. These are the results of calculations comparing your genetic sequence to sequences of participants in studies published in the world literature on genetic risk for these diseases. If you are interested in how deCODEme calculates risks, go to deCODEme.com for more information. This test was developed and its performance characteristics determined by the deCODE genetics Diagnostic laboratory. It has not been cleared or approved by the U.S. Food and Drug Administration (FDA).